







## Restrictors for windows and doors **BUSINESS PROPOSAL**






**BSL WINDOW AND DOOR  
ACCESSORIES EU S.R.O.**  
CZECH REPUBLIC, PRAGUE

tel. +420234092529 Czech Republic, Prague  
tel. +493022381315 Germany, Berlin  
<http://babysafetylock.com>  
[marketing@babysafetylock.com](mailto:marketing@babysafetylock.com)

### BSL RESTRICTORS SUITABLE FOR

-  Metal/Plastic construction
-  Wooden construction
-  Aluminum\* construction  
\*except BSL Original

### WE DESIGNED OUR BSL RESTRICTORS FOR YOUR SAFETY

-  All-metal design
-  Intrusion defence 5000N+ (500kg+)
-  Installation takes less than two minutes



AVAILABLE IN VARIOUS COLORS



FOR DIFFERENT WINDOW TYPES

### BSL SASH PRIME






-  All-new construction type with additional security
-  It is installed on the bottom or side of window sash, blocks the turning function, leaving availability for ventilation (tilting option)

Can be installed on:



### BSL CABLE PRIME






-  Mechanism is designed to lock without a key, to unlock a key is required
-  Cable's length is 200 mm, window can be opened 10-15 cm
-  Suitable for all types of windows: catchment, sash, sliding, attic (top hinged and pivot), etc.

Can be installed on:

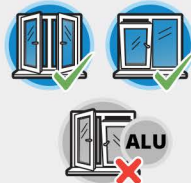


### BSL ORIGINAL





-  Minimal size and the time-honoured construction
-  It is installed on the lower part of the sash. It blocks the turning function, leaving the option for ventilation (tilting)

Can be installed on:



### BSL SASH OPTIMA



-  All-new construction type with best price
-  It is installed on the bottom or side of window sash, blocks the turning function, leaving availability for ventilation (tilting option)

Can be installed on:

